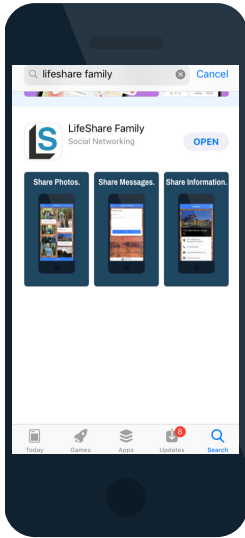
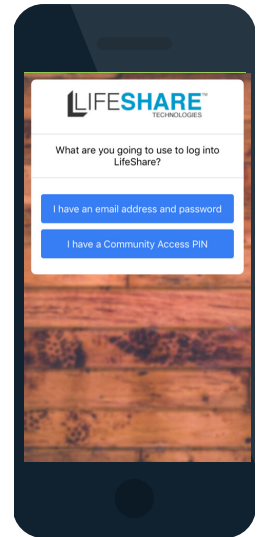


Accessing the Community Family Mobile App




1. Download the LifeShare Mobile App by searching "LifeShare Family" in the App Store. Click "Download" and then "Open" when the App has finished downloading.

2. Click the "I have a Community Access Pin" button.



3. Enter your community's access PIN that corresponds with your loved one's care unit.



4. Stay informed of the campus activities, menus, announcements, and pictures!